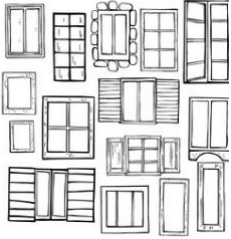






Art – Y7

MAGHULL HIGH SCHOOL – CURRICULUM MAP



HALF TERM 3 JAN-FEB	Lesson 1	Lesson 2	Lesson 3	Lesson 4	Lesson 5	Lesson 6
<p>TOPIC (S)</p> <p>Make Your Mark</p>	<p>L.O. Generate ideas by creating a series of line drawings of windows and doors.</p> 	<p>L.O. Create a wax resist of windows and doors using crayons and inks.</p> 	<p>L.O. Create a collage of using mixed media, (Cardboard and was resists)</p> 	<p>L.O. Create a poly print of a building.</p> 	<p>L.O. Create an concertina book collage using your poly prints.</p> 	<p>L.O. Evaluate your architectural project, including the skills and knowledge used.</p>
<p>Knowledge & Skills development</p>	<ul style="list-style-type: none"> • M: Ability to create a collage using mixed media • M: Ability to create a poly print • M: Ability to draw shapes that resemble architectural designs • I: Creativity to select appropriate marks for each area of a drawing • I: Creativity to compose an image • K: Knowledge of how marks that can be used when drawing (highlights, mid-tones and shadows) • K: Knowledge of the poly print process. • E: Ability to evaluate own practical skills – line-work and drawing • M/E: Ability to refine practical skills after evaluation 					
<p>Assessment / Feedback Opportunities</p>	<p>Formative teacher assessment - verbal</p>	<p>Self-assessment yellow box.</p> <p>Formative teacher assessment - verbal</p>	<p>Peer assessment yellow box.</p> <p>Formative teacher assessment - verbal</p>	<p>Formative teacher assessment - verbal</p>	<p>Self-assessment</p> <p>Formative teacher assessment - verbal</p>	<p>Teacher summative assessment</p>
<p>Cultural Capital</p>	<ul style="list-style-type: none"> • Connection to the artists Ruth Allen, David Bushell, Jordan L Rodgers, Ian Murphy and Ian Fennelly • Connection to the city of Liverpool and its buildings. • Linguistic cultural capital- students develop their means of communication and self-presentation by discussing their own artwork and that of others • Connection to cities around the world and their architecture 					

*Units to work on a rotation when appropriate due to equipment.

SMSC / Promoting British Values (Democracy, Liberty, Rule of Law, Tolerance & Respect)	<ul style="list-style-type: none"> • Understanding the work of local and international artists and how they have created artwork in an open society. • Spiritual development through independent thinking whilst realising personal ideas and intentions expressed visually. • Social development as students work is celebrated throughout the school through displays. Students work independently and collaboratively to develop public and community artworks that express relationships between the students and local community. Students discuss and research a range of artists and art work, encouraging and developing communication skills. • Cultural development as students develop their knowledge and understanding of local and international artist's ideas and concepts.
Reading opportunities	<ul style="list-style-type: none"> • Reading Ruth Allen, David Bushell, Jordan L Rodgers, Ian Murphy and Ian Fennelly's biographies • Reading about the architecture within Liverpool • Reading about architecture within other cities • Reading about drawing and how to create marks/tones
Key Vocabulary	Colour scheme Design Draw Drew Paint Painted Mix Ratio Proportion Quantities Poly Print Collage Mixed Media Roller Ink Concertina
Digital Literacy	Extension activity – Digital art using Kaleido Lens app. Drawing using a tablet/app. Firefly resources
Cross-curricular links	Maths – proportion/quantities/ratio when mixing colours. Shapes/geometry when drawing. Geography – city of Liverpool History – history of Liverpool English –writing to evaluate and analyse
Careers	Architect. City Planning. Illustration. Graphic Design. Artist.

*Units to work on a rotation when appropriate due to equipment.